



rtc[®]

COUPLING TECHNOLOGY



115

rtc TYPE



Temperature Range - Temperaturbereich

-20°C +100°C (-4°F +212°F) Nitril (N)
-10°C +180°C (+14°F +356°F) FPM (V)

Max. Working Pressure - Max. Betriebsdruck

rtc 115.03 450 bar (6525 PSI)
rtc 115.05 300 bar (4350 PSI)
rtc 115.08 250 bar (3625 PSI)
rtc 115.12 160 bar (2320 PSI)
rtc 115.20 160 bar (2320 PSI)

Flow size - Nennweiten

rtc 115.03 3 mm
rtc 115.05 5 mm
rtc 115.08 9 mm
rtc 115.12 12 mm
rtc 115.20 20 mm

Material

Socket Body-
Kupplungsgrundkörper
Back part-Hinterteil

AISI 303 stainless steel - Edelstahl
AISI 303 stainless steel - Edelstahl

Valve - Ventil
Springs - Federn
Seal - Dichtung

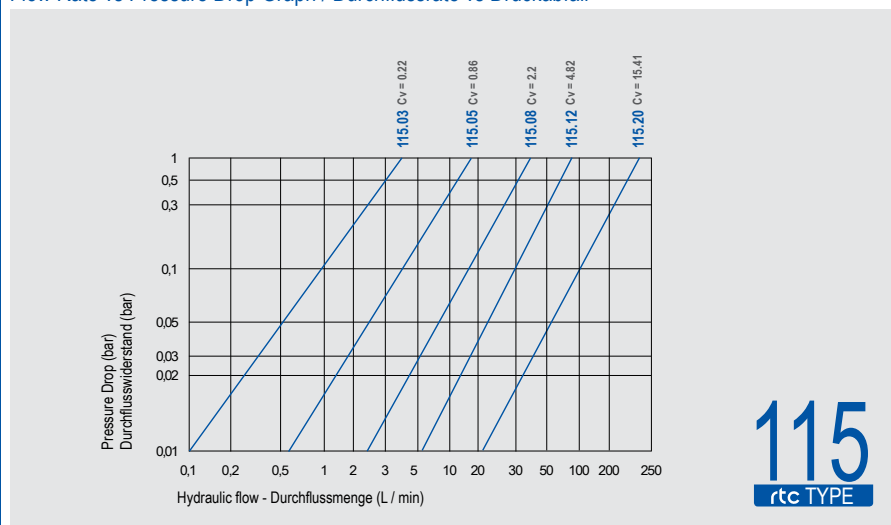
Stainless steel - Edelstahl
Stainless steel - Edelstahl
FPM (V)

Plug - Nippel
Back part-Hinterteil

AISI 420 hardened stainless steel - Gehärteter Edelstahl
AISI 303 stainless steel - Edelstahl



Flow Rate vs Pressure Drop Graph / Durchflussrate vs Druckabfall



115
rtc TYPE

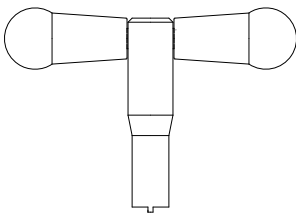
TYPE 115		115.03	115.05	115.08	115.12	115.20
Nominal / Nennweite	Ø (mm)	3	5	8	12	20
Cross section / Querschnitt	(mm ²)	30	85	177	360	960
Max. working pressure / Max. Betriebsdruck	(bar)	450	300	250	160	160
Weight of socket / Gewicht der Kupplung	(g)	17.5	48.5	81	197.5	515
Weight of plug in house Gewicht der steckbar Verschlussnippel	(g)	12	32	62	147	365
Weight of threaded plug Gewicht der schraubbar Verschlussnippel	(g)	7	21.5	39	87	290
Air Introducing at Connection Lufteingang bei der Einkuppelung	(cm ³)	0.002	0.024	0.054	0.063	0.092
Water spillage at disconnection Wasserverlust bei der Auskuppelung	(cm ³)	0.0019	0.014	0.025	0.039	0.051
Connection force / Kuppelkraft	(N)	45	59	90	160	285

rtc TYPE 115

Assembling tool - Montagewerkzeug



Assembling tool - Montagewerkzeug



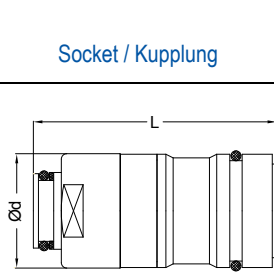
Assembling tool for Threaded Plug
Montagewerkzeug für Gewindenippel

115.03 PAT 08
115.05 PAT 14
115.08 PAT 18
115.12 PAT 24
115.20 PAT 38



Socket for assembling - Einbaukupplung

TYPE 115 **rtc**

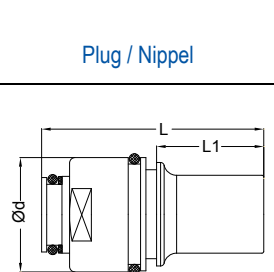


Socket / Kupplung	Size Größe Ø (mm)	Assembling Ring Montage Ring	Order No / Bestellnr.	L	Ød
	03	Ring DIN-472	115.03 SAB 00	32.5	12.5
	05	Ring DIN-472	115.05 SAB 00	42	18.5
	08	Ring DIN-472	115.08 SAB 00	46	23.5
	12	Ring DIN-472	115.12 SAB 00	67.5	31.5
	20	Ring DIN-472	115.20 SAB 00	82	48



Plug for assembling - Einbaunippel

TYPE 115 **rtc**

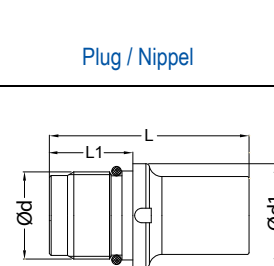


Plug / Nippel	Size Größe Ø (mm)	Assembling Ring Montage Ring	Order No / Bestellnr.	L	L1	Ød
	03	Ring DIN-472	115.03 PAB 00	33	12	12.5
	05	Ring DIN-472	115.05 PAB 00	43.5	17.5	18.5
	08	Ring DIN-472	115.08 PAB 00	49.5	20.5	23.5
	12	Ring DIN-472	115.12 PAB 00	64	28	31.5
	20	Ring DIN-472	115.20 PAB 00	82	40	48



Cylindrical male thread plug / Nippel mit Aussengewinde zylindrisch

TYPE 115 **rtc**



Plug / Nippel	Size Größe Ø (mm)	Connection Anschluss (Ød)	Order No / Bestellnr.	L	L1	Ød1
	03	M8x1.0	115.03 PMB 0810	28	11.5	12
	05	M14x1.5	115.05 PMB 1415	37.5	16	17.5
	08	M18x1.5	115.08 PMB 1815	43	18.5	22
	12	M24x1.5	115.12 PMB 2415	55	23	28.5
	20	M38x1.5	115.20 PMB 3815	75.2	30.7	46

